

**ODA profiles**  
*of priority countries 2024*

## Table

### **[AM] Armenia**

ODA to Armenia in an international context	3
Austria's ODA to Armenia in detail	4

### **[BF] Burkina Faso**

ODA to Burkina Faso in an international context	5
Austria's ODA to Burkina Faso in detail	6

### **[ET] Ethiopia**

ODA to Ethiopia in an international context	7
Austria's ODA to Ethiopia in detail	8

### **[GE] Georgia**

ODA to Georgia in an international context	9
Austria's ODA to Georgia in detail	10

### **[XK] Kosovo**

ODA to Kosovo in an international context	11
Austria's ODA to Kosovo in detail	12

### **[MD] Moldova**

ODA to Moldova in an international context	13
Austria's ODA to Moldova in detail	14

### **[PS] Mozambique**

ODA to Mozambique in an international context	15
Austria's ODA to Mozambique in detail	16

### **[PS] Palestinian territories**

ODA to Palestinian territories in an international context	17
Austria's ODA to Palestinian territories in detail	18

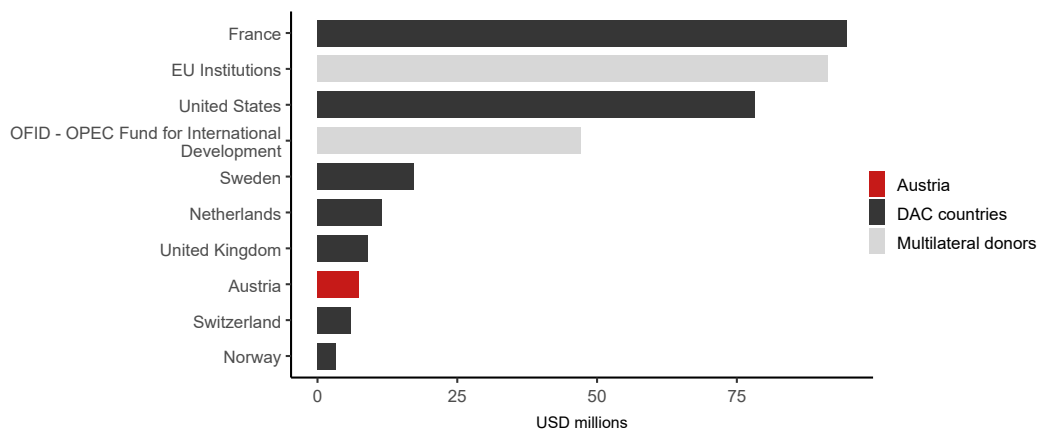
### **[UG] Uganda**

ODA to Uganda in an international context	19
Austria's ODA to Uganda in detail	20

# ODA profile 2024<sup>1</sup> ARMENIA [AM]

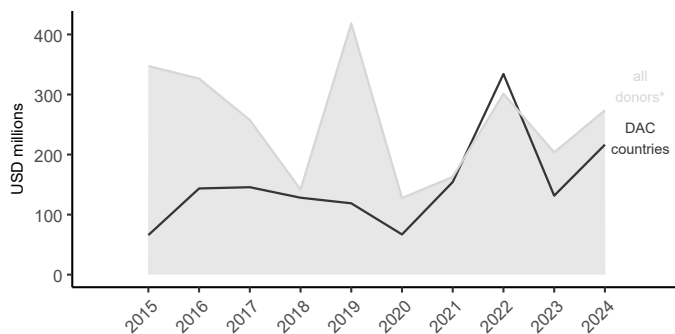
## ODA to Armenia in an international context

### 1.1 Main donors\* internationally (2024)



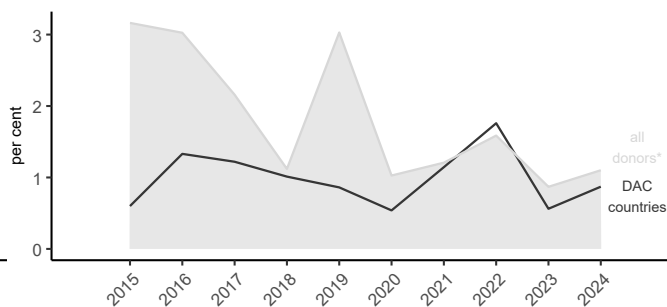
\*Include DAC countries, non-DAC countries and multilateral donors at a disaggregated level (sub-organisations are listed separately); Data source: data-explorer.oecd.org [DAC2a]

### 1.2 International ODA to Armenia



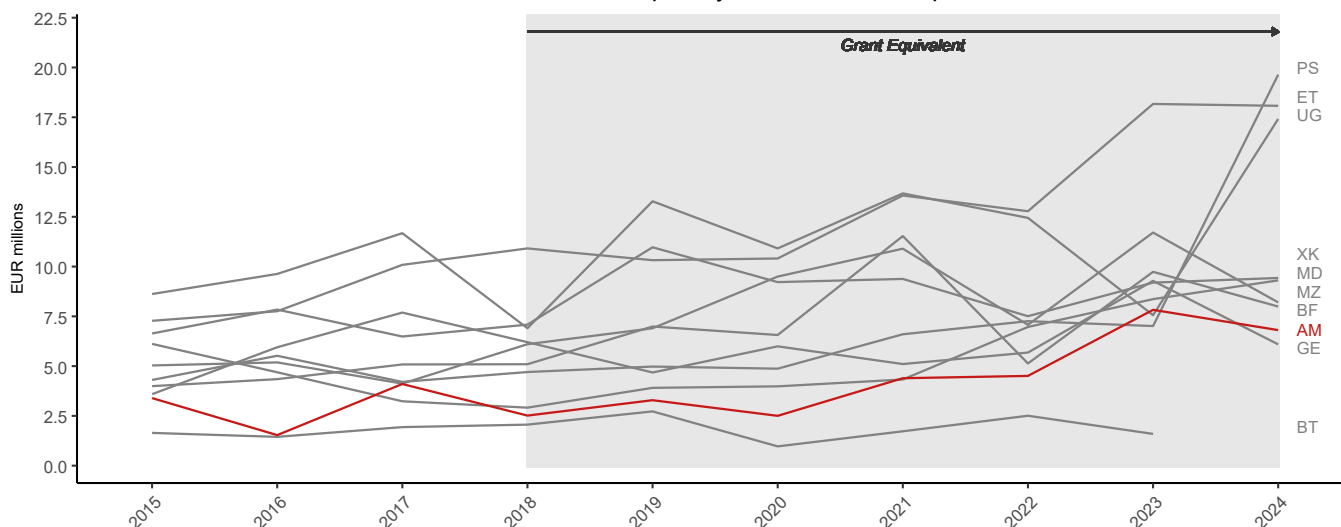
\*Include DAC countries, non-DAC countries and multilateral donors; in the case of (loan) repayments, ODA of all donors may fall below ODA of DAC countries; Data source: data-explorer.oecd.org [DAC2a]

### 1.3 International ODA in % of Armenia's GNI



\*Include DAC countries, non-DAC countries and multilateral donors; in the case of (loan) repayments, ODA of all donors may fall below ODA of DAC countries; Data source: data-explorer.oecd.org [DAC2a]

### 1.4 Austria's ODA to priority countries\* in comparison



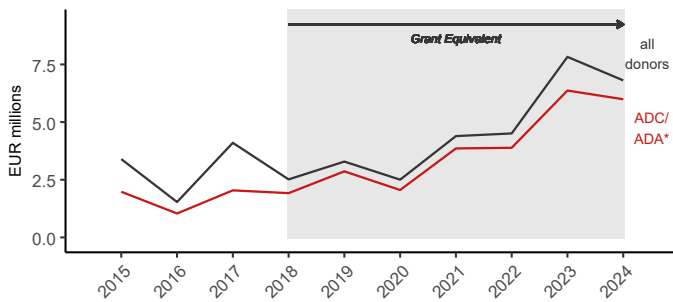
\*Current priority countries according to the Three-Year Programme on Austrian Development Policy 2022-2024 plus Kosovo; Data source: ADA Statistics

<sup>1</sup>Calculation base: net disbursements until 2017, grant equivalent from 2018 (2023 for private sector instruments; figures 1.1–1.3 continue to be based on net disbursements only; current prices); data extracted in December 2025 (2024 figures for Germany - and totals - are preliminary); for further information please contact [statistik@ada.gv.at](mailto:statistik@ada.gv.at).

# ODA profile 2024<sup>2</sup> ARMENIA [AM]

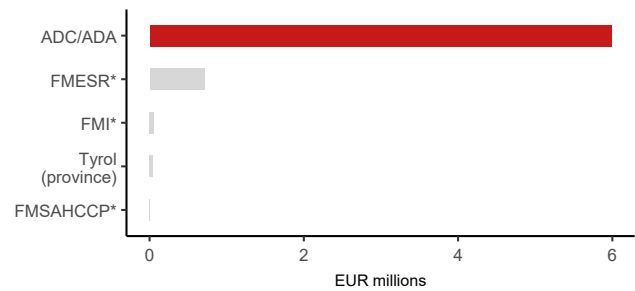
## Austria's ODA to Armenia in detail

2.1 Austria's ODA to Armenia



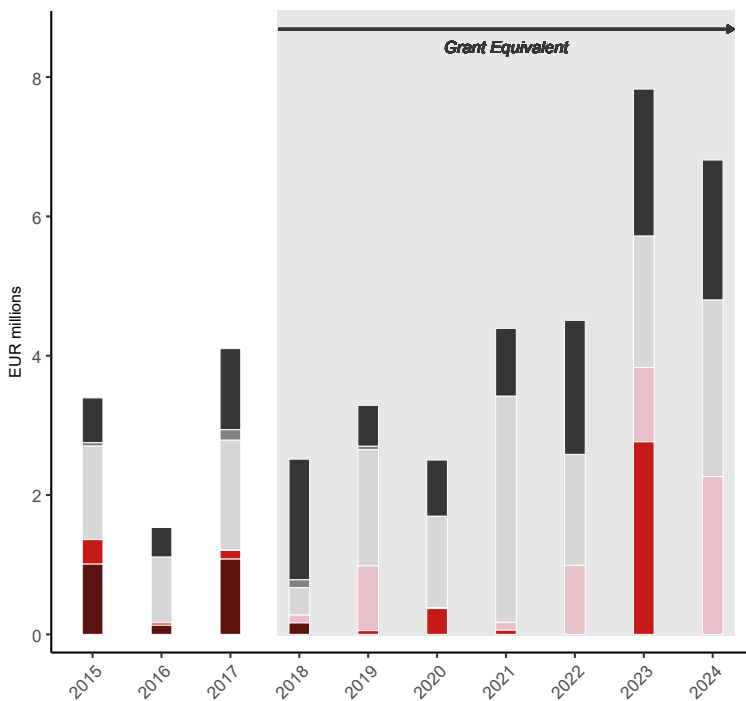
\*ADC = Austrian Development Cooperation, ADA = Austrian Development Agency; Data source: ADA Statistics

2.2 Main Austrian donors (2024)



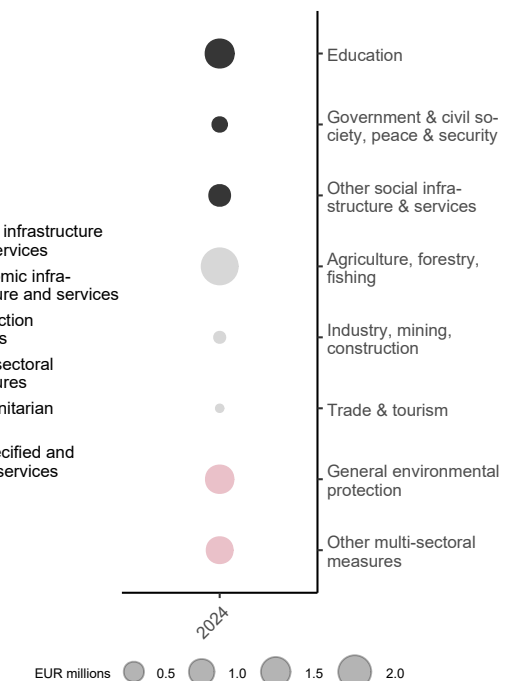
\*FMESR = Federal Ministry of Education, Science and Research, FMI = Federal Ministry of the Interior, FMSAHCCP = Federal Ministry of Social Affairs, Health, Care and Consumer Protection; Data source: ADA Statistics

2.3 Sectors at a glance



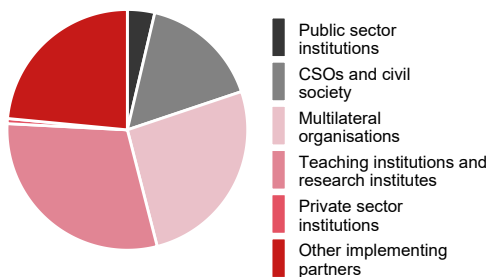
Data source: ADA Statistics

2.4 Sectors in detail\* (2024)



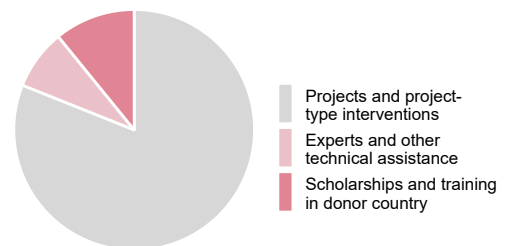
\*Excluding sub-categories with negative total values; colour legend refers to main categories (see figure 2.3); Data source: ADA Statistics

2.5 Implementing partners\* (2024)



\*Excluding categories with negative total values; Data source: ADA Statistics

2.6 Modalities\* (2024)



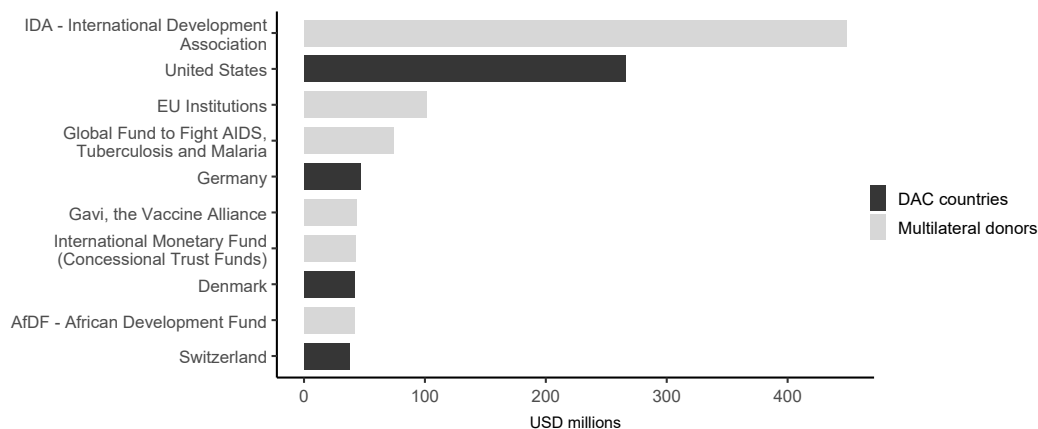
\*Excluding categories with negative total values; Data source: ADA Statistics

<sup>2</sup>Calculation base: net disbursements until 2017, grant equivalent from 2018 (2023 for private sector instruments; current prices); data extracted in December 2025; figures 2.3 – 2.6 depict a disaggregation of ODA of all Austrian donors to Armenia (see figure 2.1: all donors); for further information please contact [statistik@ada.gov.at](mailto:statistik@ada.gov.at).

# ODA profile 2024<sup>1</sup> BURKINA FASO [BF]

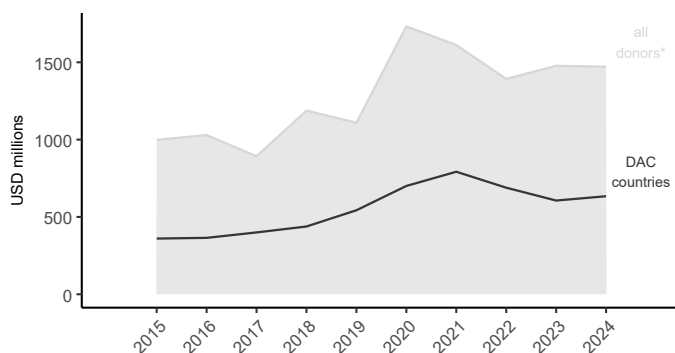
## ODA to Burkina Faso in an international context

1.1 Main donors\* internationally (2024)



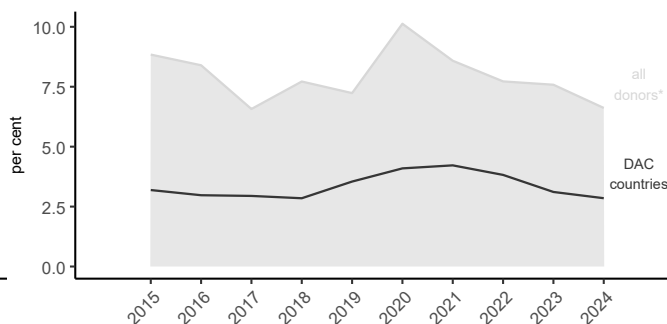
\*Include DAC countries, non-DAC countries and multilateral donors at a disaggregated level (sub-organisations are listed separately); Austria in 25. place; Data source: data-explorer.oecd.org [DAC2a]

1.2 International ODA to Burkina Faso



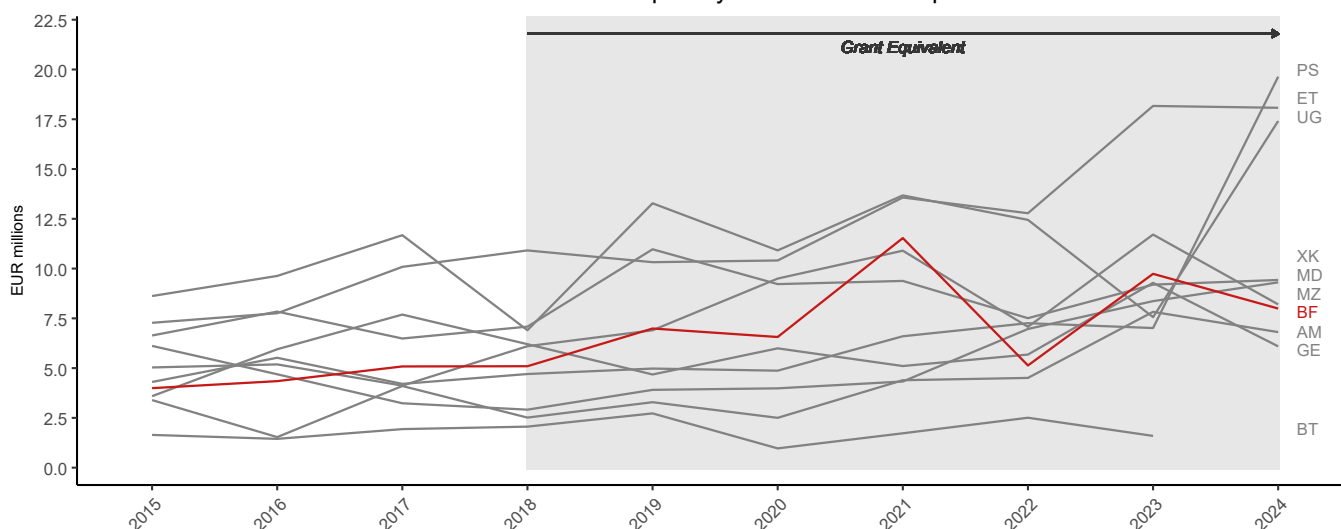
\*Include DAC countries, non-DAC countries and multilateral donors; Data source: data-explorer.oecd.org [DAC2a]

1.3 International ODA in % of Burkina Faso's GNI



\*Include DAC countries, non-DAC countries and multilateral donors; Data source: data-explorer.oecd.org [DAC2a]

1.4 Austria's ODA to priority countries\* in comparison



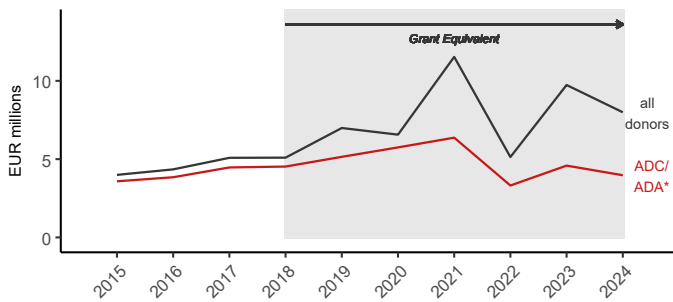
\*Current priority countries according to the Three-Year Programme on Austrian Development Policy 2022-2024 plus Kosovo; Data source: ADA Statistics

<sup>1</sup>Calculation base: net disbursements until 2017, grant equivalent from 2018 (2023 for private sector instruments; figures 1.1–1.3 continue to be based on net disbursements only; current prices); data extracted in December 2025 (2024 figures for Germany - and totals - are preliminary); for further information please contact [statistik@ada.gv.at](mailto:statistik@ada.gv.at).

# ODA profile 2024<sup>2</sup> BURKINA FASO [BF]

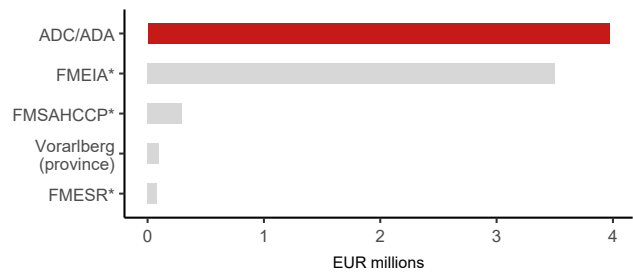
## Austria's ODA to Burkina Faso in detail

2.1 Austria's ODA to Burkina Faso



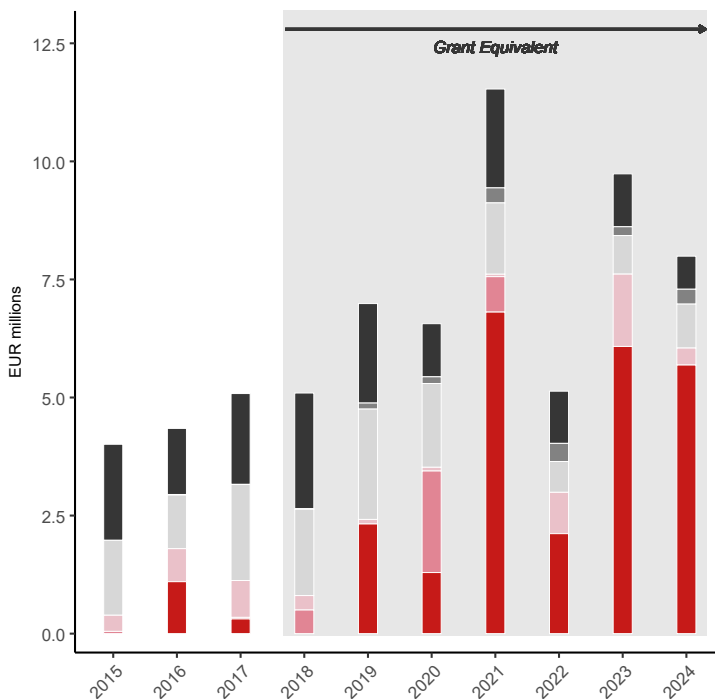
\*ADC = Austrian Development Cooperation, ADA = Austrian Development Agency; Data source: ADA Statistics

2.2 Main Austrian donors (2024)



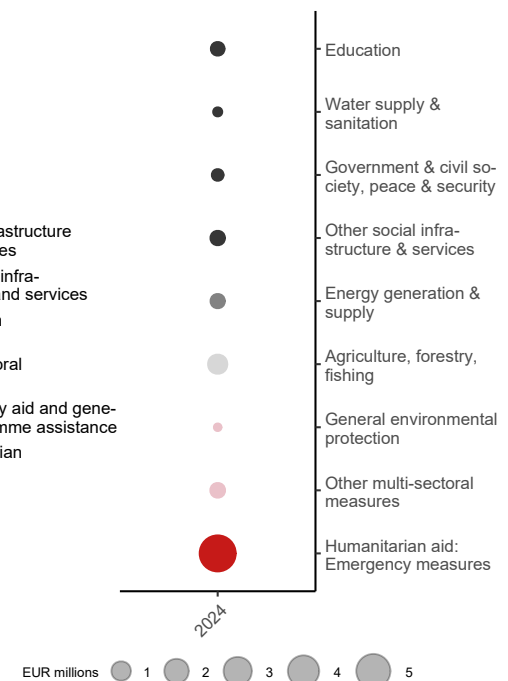
\*FMEIA = Federal Ministry for European and International Affairs (incl. Foreign Disaster Fund), FMSAHCCP = Federal Ministry of Social Affairs, Health, Care and Consumer Protection, FMESR = Federal Ministry of Education, Science and Research; Data source: ADA Statistics

2.3 Sectors at a glance



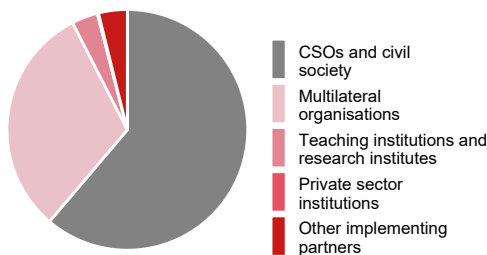
Data source: ADA Statistics

2.4 Sectors in detail\* (2024)



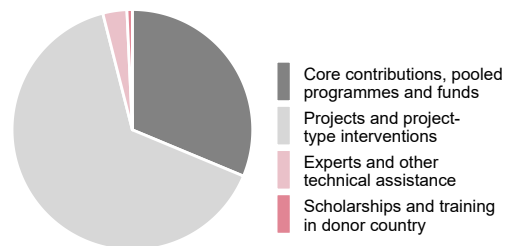
\*Excluding sub-categories with negative total values; colour legend refers to main categories (see figure 2.3); Data source: ADA Statistics

2.5 Implementing partners\* (2024)



\*Excluding categories with negative total values; Data source: ADA Statistics

2.6 Modalities\* (2024)



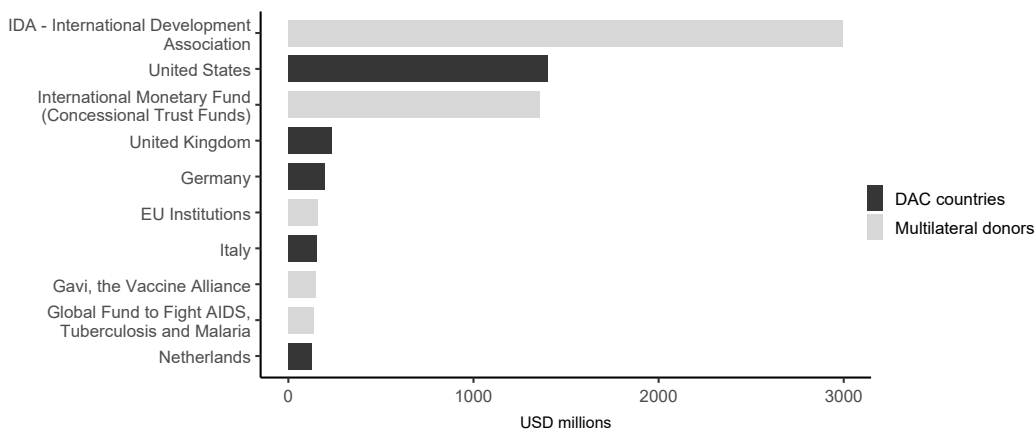
\*Excluding categories with negative total values; Data source: ADA Statistics

<sup>2</sup>Calculation base: net disbursements until 2017, grant equivalent from 2018 (2023 for private sector instruments; current prices); data extracted in December 2025; figures 2.3 – 2.6 depict a disaggregation of ODA of all Austrian donors to Burkina Faso (see figure 2.1: all donors); for further information please contact [statistik@ada.gv.at](mailto:statistik@ada.gv.at).

# ODA profile 2024<sup>1</sup> ETHIOPIA [ET]

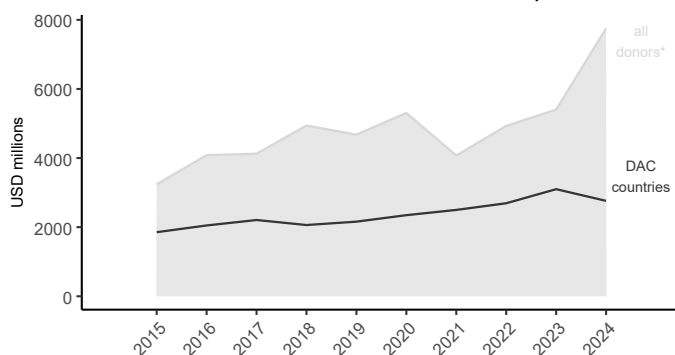
## ODA to Ethiopia in an international context

1.1 Main donors\* internationally (2024)



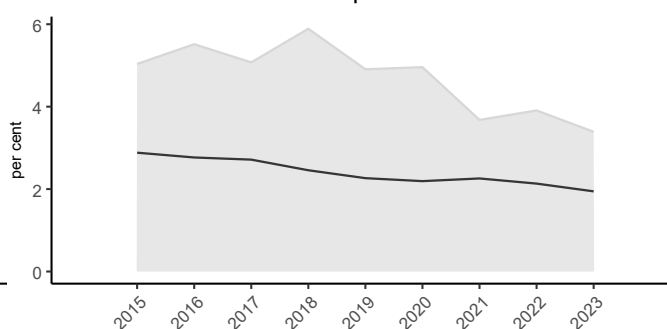
\*Include DAC countries, non-DAC countries and multilateral donors at a disaggregated level (sub-organisations are listed separately); Austria in 24. place; Data source: data-explorer.oecd.org [DAC2a]

1.2 International ODA to Ethiopia



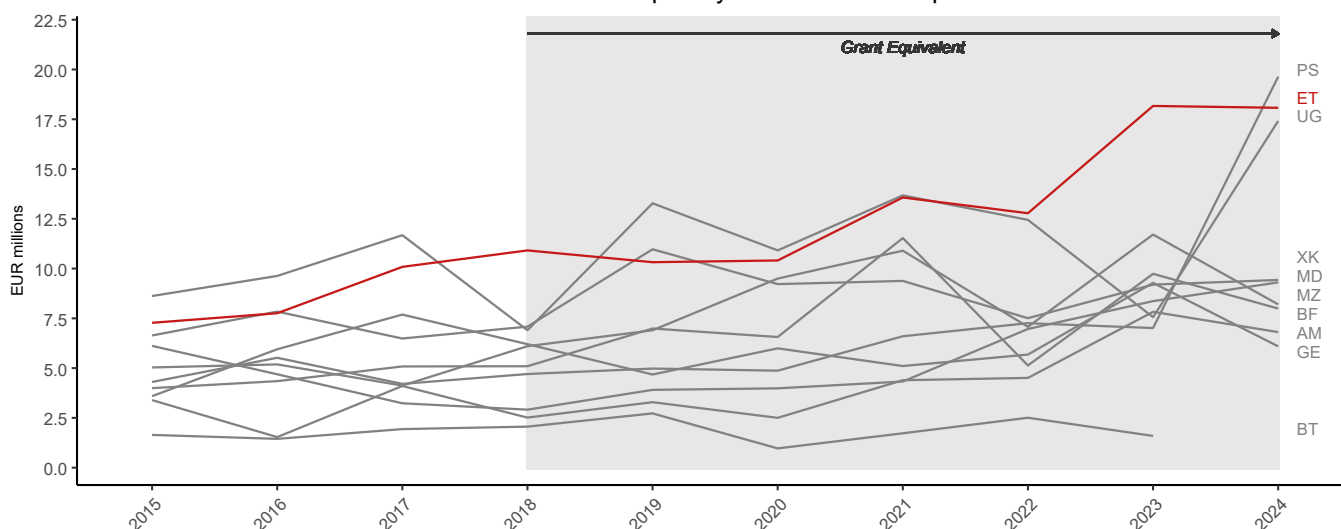
\*Include DAC countries, non-DAC countries and multilateral donors; Data source: data-explorer.oecd.org [DAC2a]

1.3 International ODA in % of Ethiopia's GNI



\*Include DAC countries, non-DAC countries and multilateral donors; Data source: data-explorer.oecd.org [DAC2a]

1.4 Austria's ODA to priority countries\* in comparison



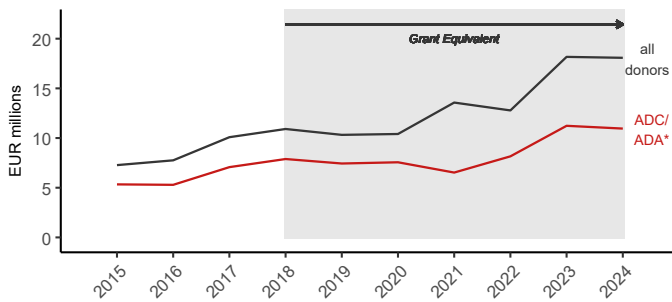
\*Current priority countries according to the Three-Year Programme on Austrian Development Policy 2022-2024 plus Kosovo; Data source: ADA Statistics

<sup>1</sup>Calculation base: net disbursements until 2017, grant equivalent from 2018 (2023 for private sector instruments; figures 1.1–1.3 continue to be based on net disbursements only; current prices); data extracted in December 2025 (2024 figures for Germany - and totals - are preliminary); for further information please contact [statistik@ada.gv.at](mailto:statistik@ada.gv.at).

# ODA profile 2024<sup>2</sup> ETHIOPIA [ET]

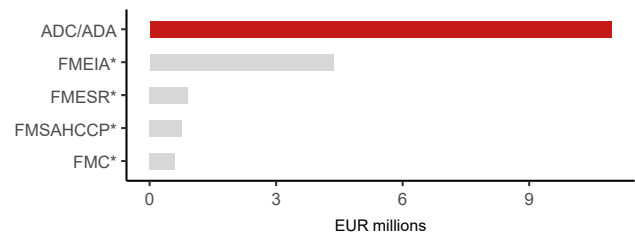
## Austria's ODA to Ethiopia in detail

### 2.1 Austria's ODA to Ethiopia



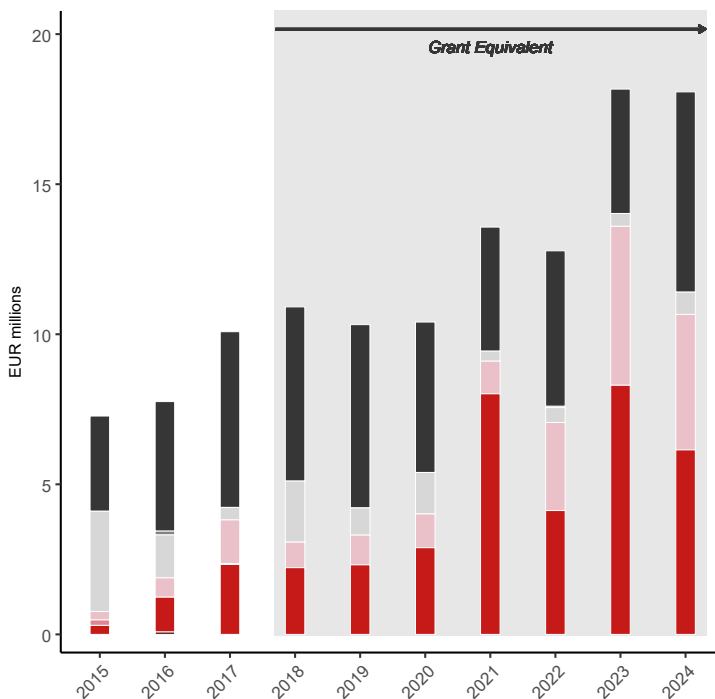
\*ADC = Austrian Development Cooperation, ADA = Austrian Development Agency; Data source: ADA Statistics

### 2.2 Main Austrian donors (2024)



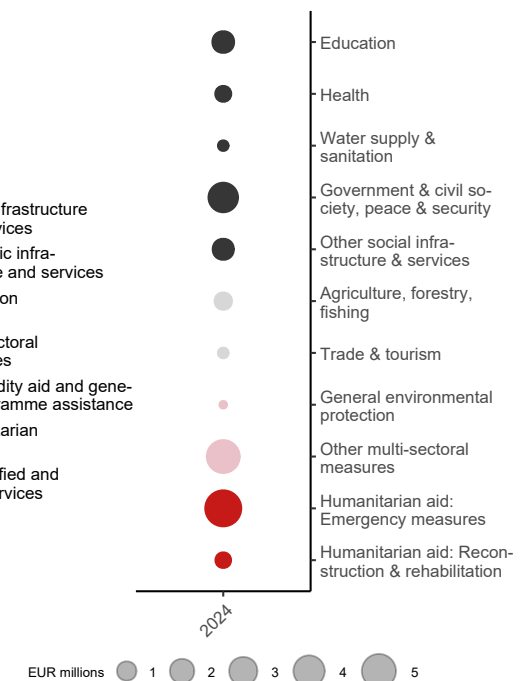
\*FMEIA = Federal Ministry for European and International Affairs (incl. Foreign Disaster Fund), FMESR = Federal Ministry of Education, Science and Research, FMSAHCCP = Federal Ministry of Social Affairs, Health, Care and Consumer Protection, FMC = Federal Ministry for Climate Action, Environment, Energy, Mobility, Innovation and Technology; Data source: ADA Statistics

### 2.3 Sectors at a glance



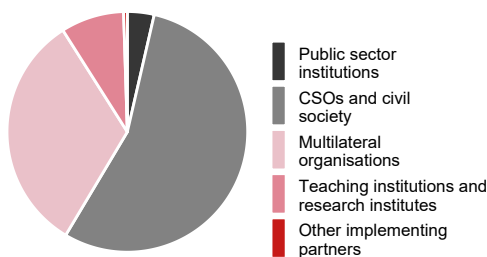
Data source: ADA Statistics

### 2.4 Sectors in detail\* (2024)



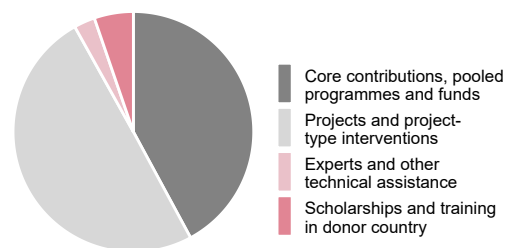
\*Excluding sub-categories with negative total values; colour legend refers to main categories (see figure 2.3); Data source: ADA Statistics

### 2.5 Implementing partners\* (2024)



\*Excluding categories with negative total values; Data source: ADA Statistics

### 2.6 Modalities\* (2024)



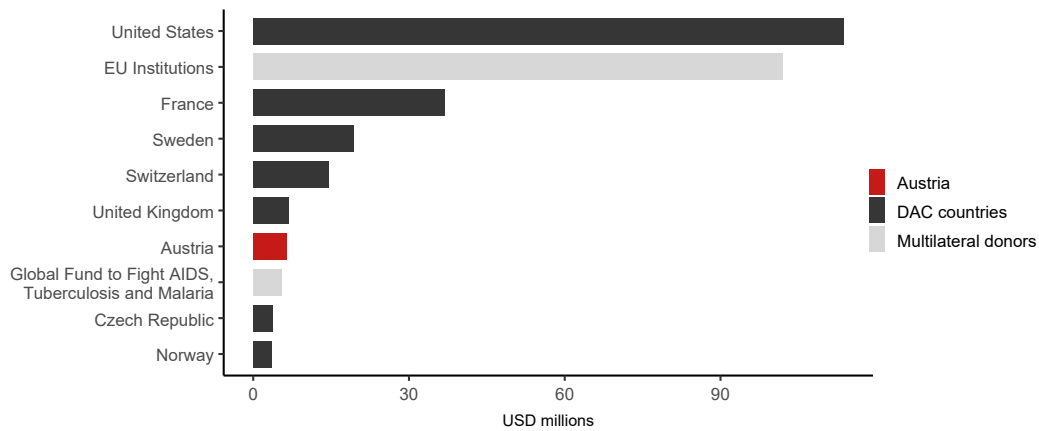
\*Excluding categories with negative total values; Data source: ADA Statistics

<sup>2</sup>Calculation base: net disbursements until 2017, grant equivalent from 2018 (2023 for private sector instruments; current prices); data extracted in December 2025; figures 2.3 – 2.6 depict a disaggregation of ODA of all Austrian donors to Ethiopia (see figure 2.1: all donors); for further information please contact [statistik@ada.gov.at](mailto:statistik@ada.gov.at).

# ODA profile 2024<sup>1</sup> GEORGIA [GE]

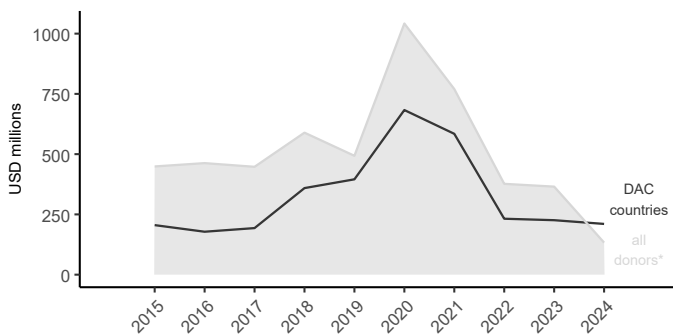
## ODA to Georgia in an international context

1.1 Main donors\* internationally (2024)



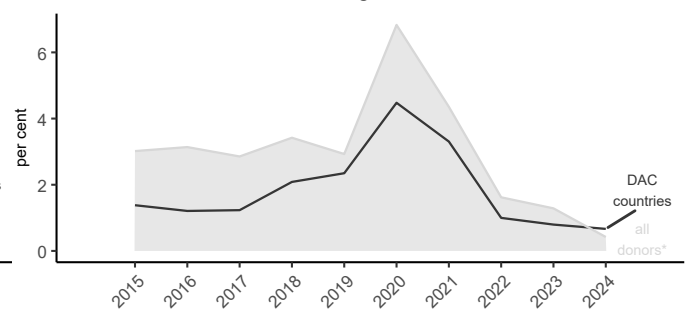
\*Include DAC countries, non-DAC countries and multilateral donors at a disaggregated level (sub-organisations are listed separately); Data source: data-explorer.oecd.org [DAC2a]

1.2 International ODA to Georgia



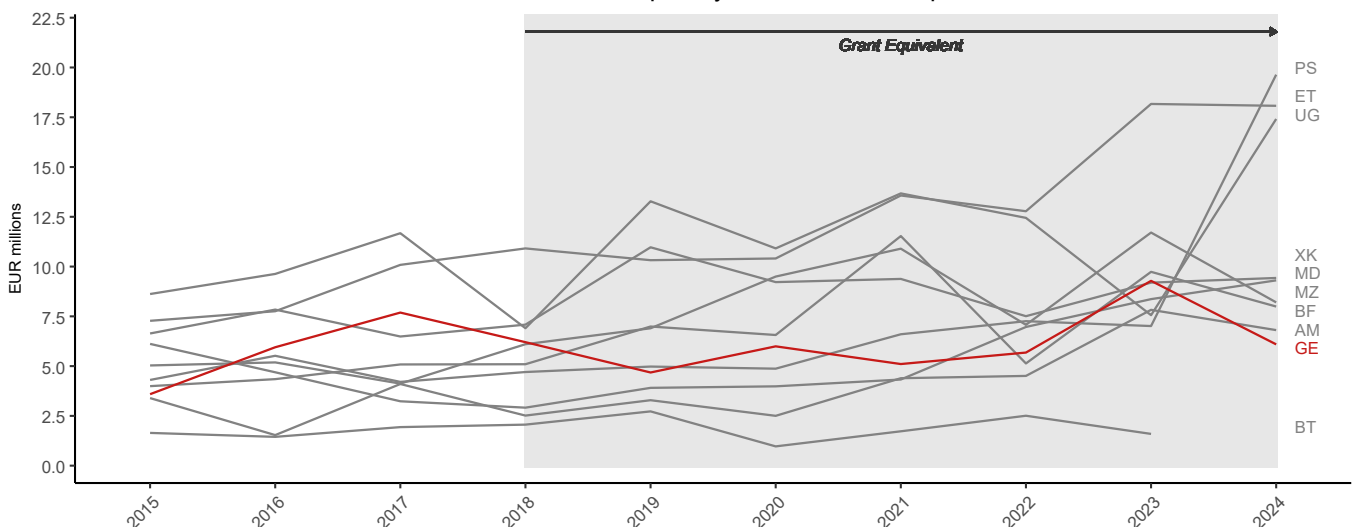
\*Include DAC countries, non-DAC countries and multilateral donors; in the case of (loan) repayments, ODA of all donors may fall below ODA of DAC countries; Data source: data-explorer.oecd.org [DAC2a]

1.3 International ODA in % of Georgia's GNI



\*Include DAC countries, non-DAC countries and multilateral donors; in the case of (loan) repayments, ODA of all donors may fall below ODA of DAC countries; Data source: data-explorer.oecd.org [DAC2a]

1.4 Austria's ODA to priority countries\* in comparison



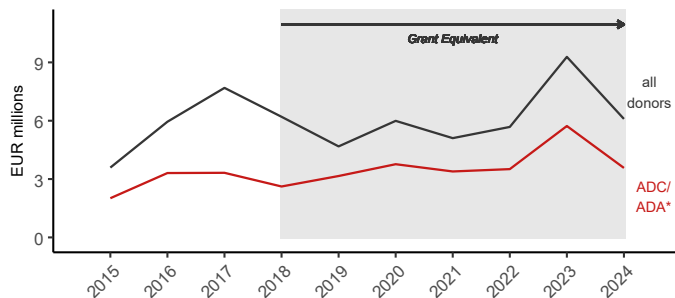
\*Current priority countries according to the Three-Year Programme on Austrian Development Policy 2022-2024 plus Kosovo; Data source: ADA Statistics

<sup>1</sup>Calculation base: net disbursements until 2017, grant equivalent from 2018 (2023 for private sector instruments; figures 1.1–1.3 continue to be based on net disbursements only; current prices); data extracted in December 2025 (2024 figures for Germany - and totals - are preliminary); for further information please contact [statistik@ada.gv.at](mailto:statistik@ada.gv.at).

# ODA profile 2024<sup>2</sup> GEORGIA [GE]

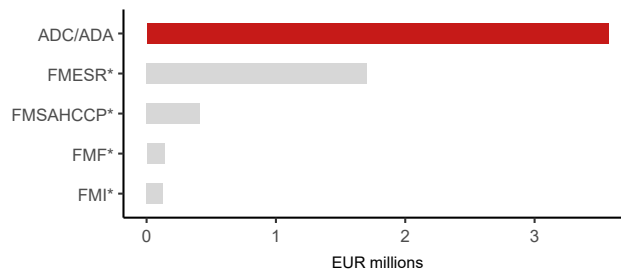
## Austria's ODA to Georgia in detail

2.1 Austria's ODA to Georgia



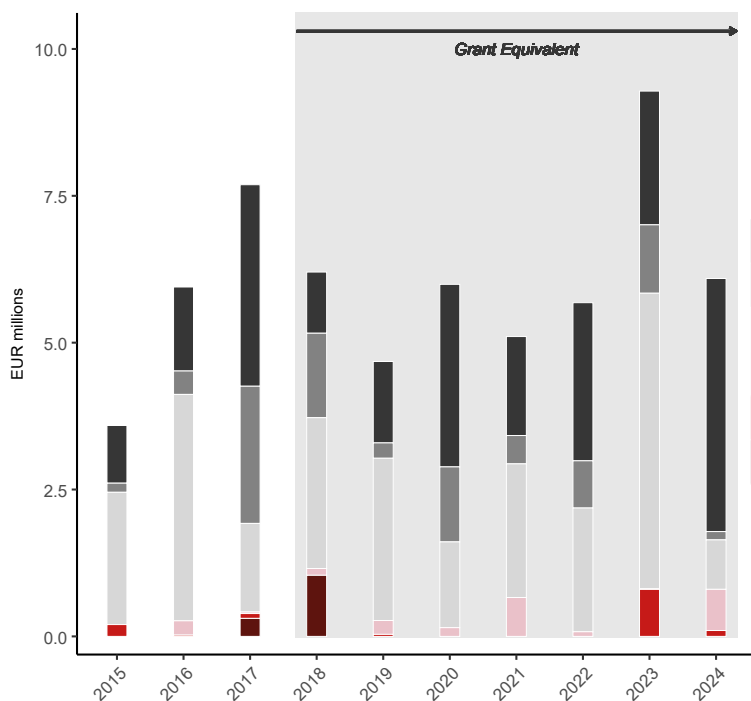
\*ADC = Austrian Development Cooperation, ADA = Austrian Development Agency; Data source: ADA Statistics

2.2 Main Austrian donors (2024)



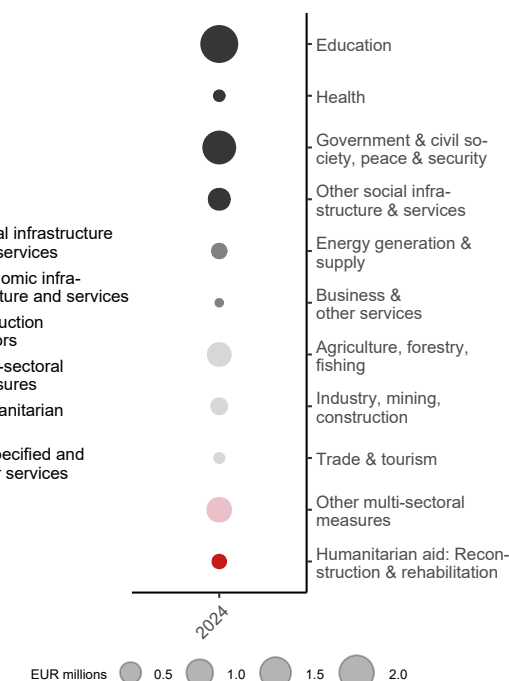
\*FMESR = Federal Ministry of Education, Science and Research, FMSAHCCP = Federal Ministry of Social Affairs, Health, Care and Consumer Protection, FMF = Federal Ministry of Finance (incl. OeEB), FMI = Federal Ministry of the Interior; Data source: ADA Statistics

2.3 Sectors at a glance



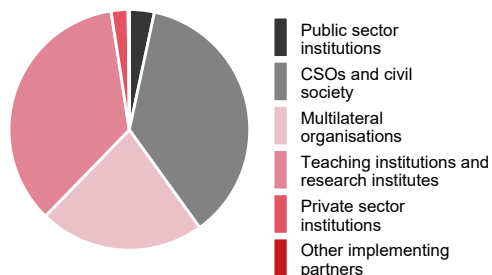
Data source: ADA Statistics

2.4 Sectors in detail\* (2024)



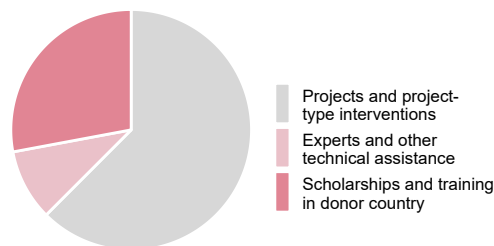
\*Excluding sub-categories with negative total values; colour legend refers to main categories (see figure 2.3); Data source: ADA Statistics

2.5 Implementing partners\* (2024)



\*Excluding categories with negative total values; Data source: ADA Statistics

2.6 Modalities\* (2024)



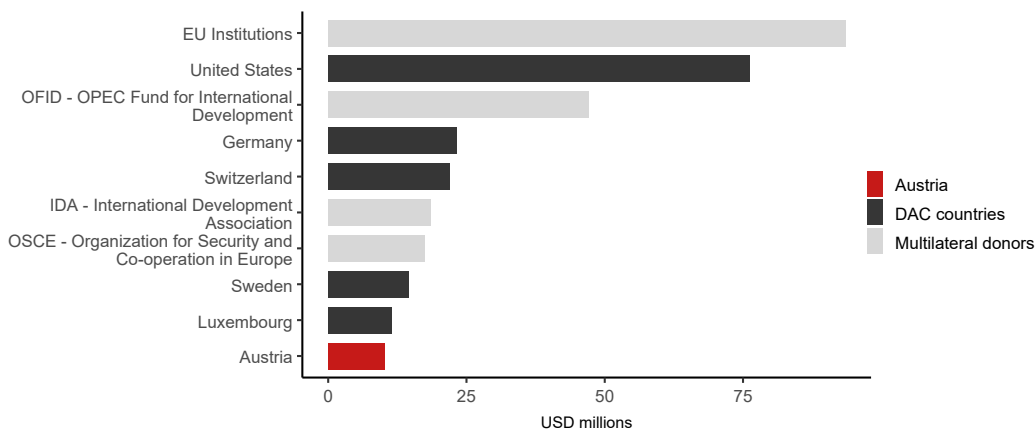
\*Excluding categories with negative total values; Data source: ADA Statistics

<sup>2</sup>Calculation base: net disbursements until 2017, grant equivalent from 2018 (2023 for private sector instruments; current prices); data extracted in December 2025; figures 2.3 – 2.6 depict a disaggregation of ODA of all Austrian donors to Georgia (see figure 2.1: all donors); for further information please contact [statistik@ada.gov.at](mailto:statistik@ada.gov.at).

# ODA profile 2024<sup>1</sup> KOSOVO [XK]

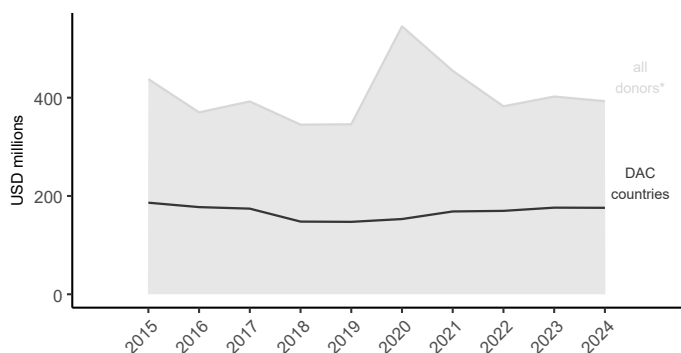
## ODA to Kosovo in an international context

1.1 Main donors\* internationally (2024)



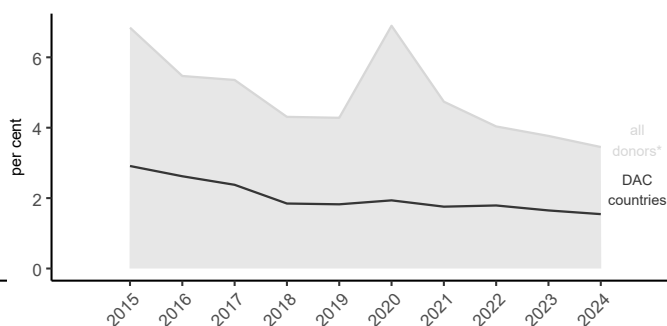
\*Include DAC countries, non-DAC countries and multilateral donors at a disaggregated level (sub-organisations are listed separately); Data source: data-explorer.oecd.org [DAC2a]

1.2 International ODA to Kosovo



\*Include DAC countries, non-DAC countries and multilateral donors; Data source: data-explorer.oecd.org [DAC2a]

1.3 International ODA in % of Kosovo's GNI



\*Include DAC countries, non-DAC countries and multilateral donors; Data source: data-explorer.oecd.org [DAC2a]

1.4 Austria's ODA to priority countries\* in comparison



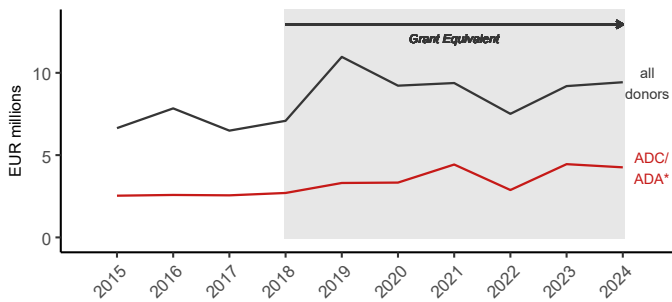
\*Current priority countries according to the Three-Year Programme on Austrian Development Policy 2022-2024 plus Kosovo; Data source: ADA Statistics

<sup>1</sup>Calculation base: net disbursements until 2017, grant equivalent from 2018 (2023 for private sector instruments; figures 1.1–1.3 continue to be based on net disbursements only; current prices); data extracted in December 2025 (2024 figures for Germany - and totals - are preliminary); for further information please contact [statistik@ada.gv.at](mailto:statistik@ada.gv.at).

# ODA profile 2024<sup>2</sup> KOSOVO [XK]

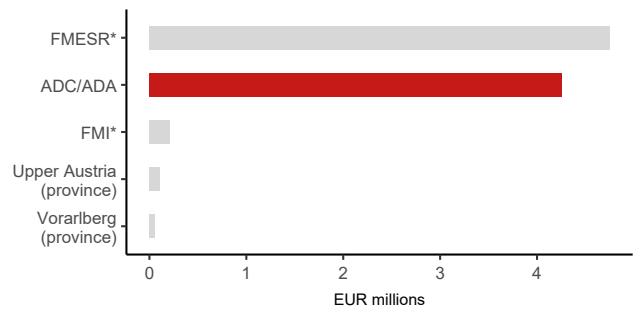
## Austria's ODA to Kosovo in detail

2.1 Austria's ODA to Kosovo



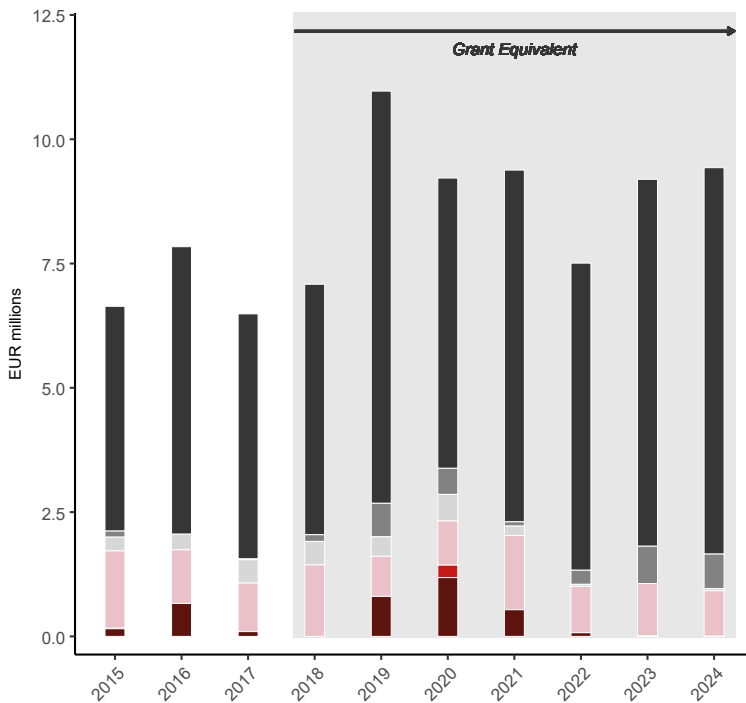
\*ADC = Austrian Development Cooperation, ADA = Austrian Development Agency; Data source: ADA Statistics

2.2 Main Austrian donors (2024)



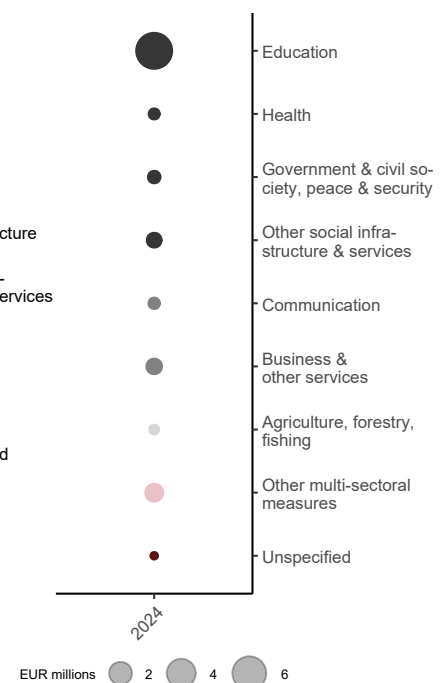
\*FMESR = Federal Ministry of Education, Science and Research, FMI = Federal Ministry of the Interior; Data source: ADA Statistics

2.3 Sectors at a glance



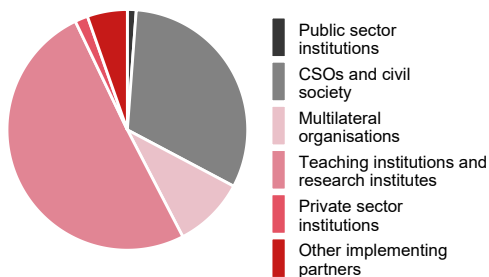
Data source: ADA Statistics

2.4 Sectors in detail\* (2024)



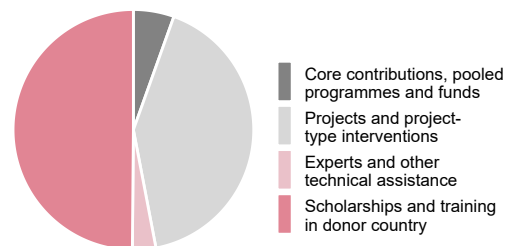
\*Excluding sub-categories with negative total values; colour legend refers to main categories (see figure 2.3); Data source: ADA Statistics

2.5 Implementing partners\* (2024)



\*Excluding categories with negative total values; Data source: ADA Statistics

2.6 Modalities\* (2024)



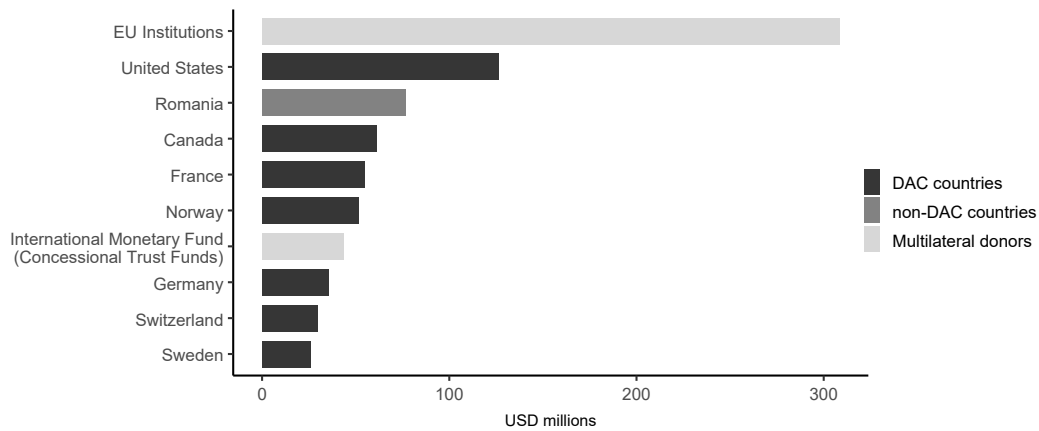
\*Excluding categories with negative total values; Data source: ADA Statistics

<sup>2</sup>Calculation base: net disbursements until 2017, grant equivalent from 2018 (2023 for private sector instruments; current prices); data extracted in December 2025; figures 2.3 – 2.6 depict a disaggregation of ODA of all Austrian donors to Kosovo (see figure 2.1: all donors); for further information please contact [statistik@ada.gv.at](mailto:statistik@ada.gv.at).

# ODA profile 2024<sup>1</sup> MOLDOVA [MD]

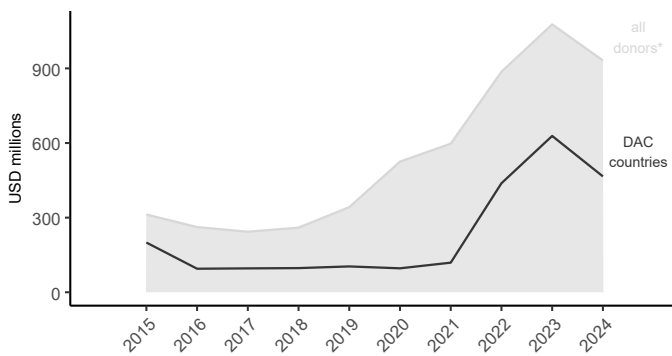
## ODA to Moldova in an international context

1.1 Main donors\* internationally (2024)



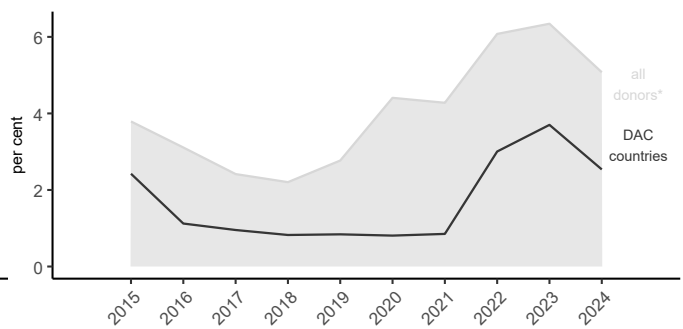
\*Include DAC countries, non-DAC countries and multilateral donors at a disaggregated level (sub-organisations are listed separately); Austria in 14. place; Data source: data-explorer.oecd.org [DAC2a]

1.2 International ODA to Moldova



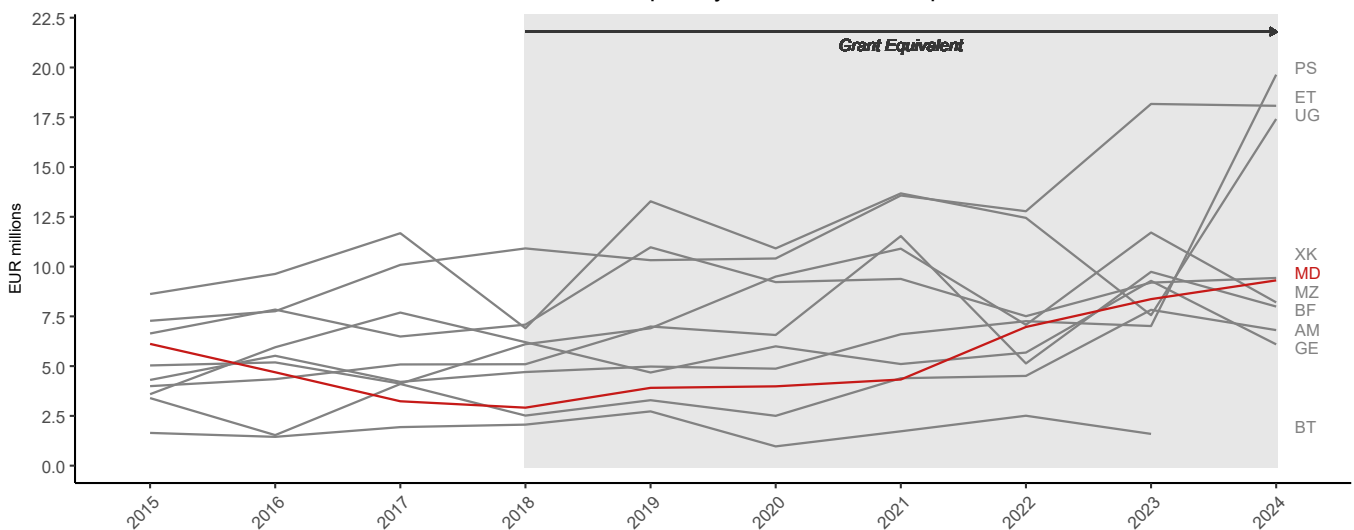
\*Include DAC countries, non-DAC countries and multilateral donors; Data source: data-explorer.oecd.org [DAC2a]

1.3 International ODA in % of Moldova's GNI



\*Include DAC countries, non-DAC countries and multilateral donors; Data source: data-explorer.oecd.org [DAC2a]

1.4 Austria's ODA to priority countries\* in comparison



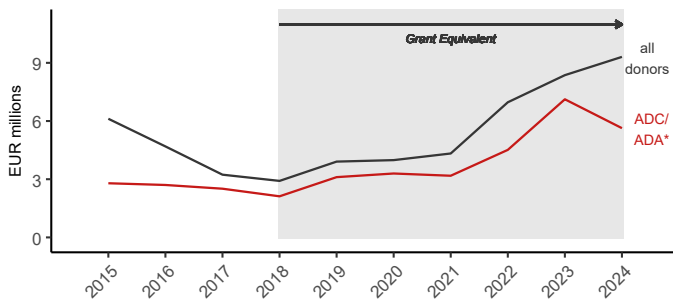
\*Current priority countries according to the Three-Year Programme on Austrian Development Policy 2022-2024 plus Kosovo; Data source: ADA Statistics

<sup>1</sup>Calculation base: net disbursements until 2017, grant equivalent from 2018 (2023 for private sector instruments; figures 1.1–1.3 continue to be based on net disbursements only; current prices); data extracted in December 2025 (2024 figures for Germany - and totals - are preliminary); for further information please contact [statistik@ada.gv.at](mailto:statistik@ada.gv.at).

# ODA profile 2024<sup>2</sup> MOLDOVA [MD]

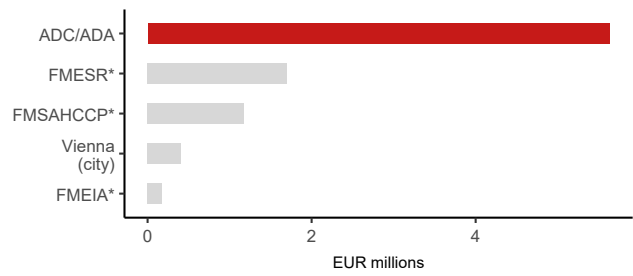
## Austria's ODA to Moldova in detail

2.1 Austria's ODA to Moldova



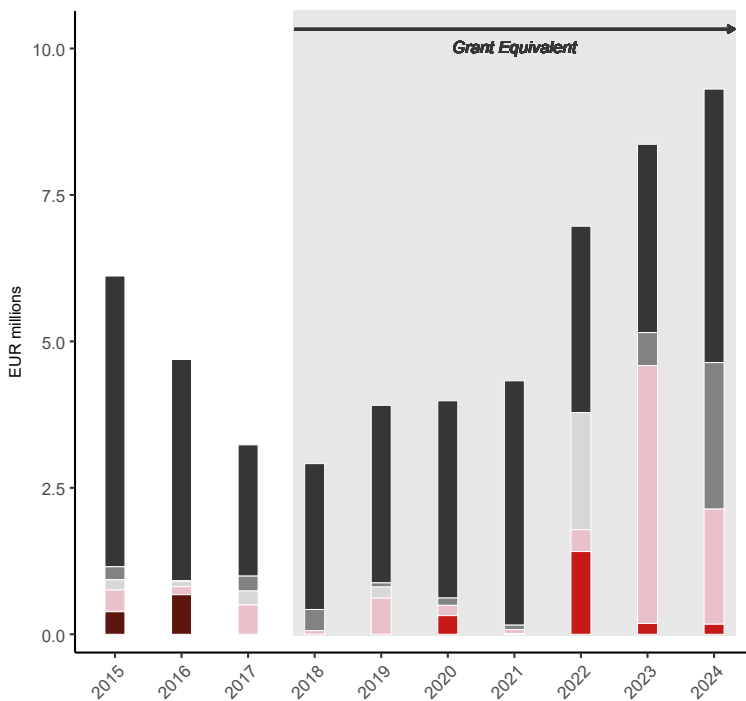
\*ADC = Austrian Development Cooperation, ADA = Austrian Development Agency; Data source: ADA Statistics

2.2 Main Austrian donors (2024)




\*FMESR = Federal Ministry of Education, Science and Research, FMSAHCCP = Federal Ministry of Social Affairs, Health, Care and Consumer Protection, FMEIA = Federal Ministry for European and International Affairs (incl. Foreign Disaster Fund); Data source: ADA Statistics

2.3 Sectors at a glance



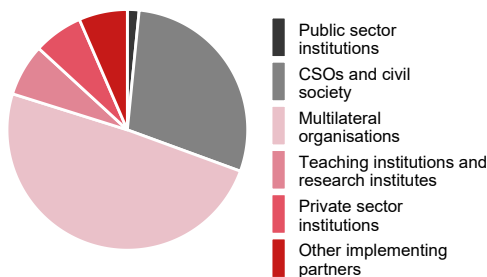
Data source: ADA Statistics

2.4 Sectors in detail\* (2024)



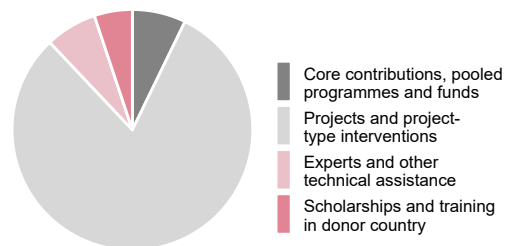
\*Excluding sub-categories with negative total values; colour legend refers to main categories (see figure 2.3); Data source: ADA Statistics

2.5 Implementing partners\* (2024)



\*Excluding categories with negative total values; Data source: ADA Statistics

2.6 Modalities\* (2024)



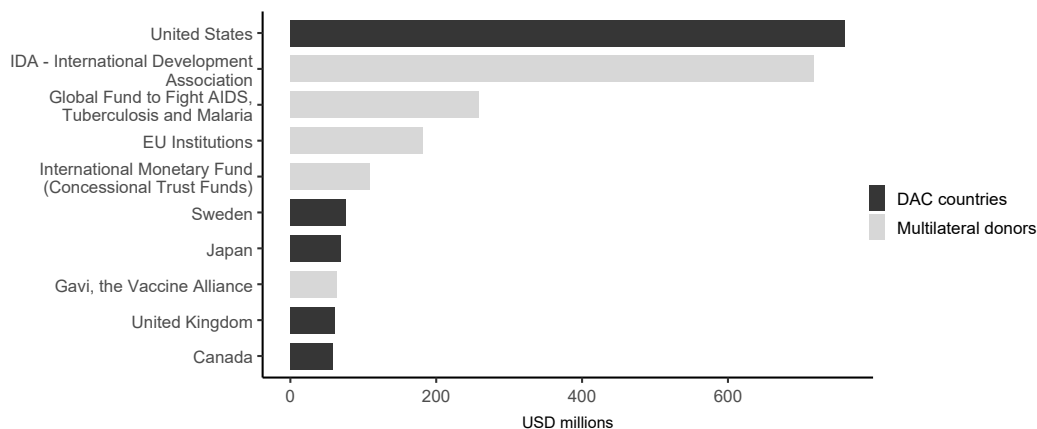
\*Excluding categories with negative total values; Data source: ADA Statistics

<sup>2</sup>Calculation base: net disbursements until 2017, grant equivalent from 2018 (2023 for private sector instruments; current prices); data extracted in December 2025; figures 2.3 – 2.6 depict a disaggregation of ODA of all Austrian donors to Moldova (see figure 2.1: all donors); for further information please contact [statistik@ada.gv.at](mailto:statistik@ada.gv.at).

# ODA profile 2024<sup>1</sup> MOZAMBIQUE [MZ]

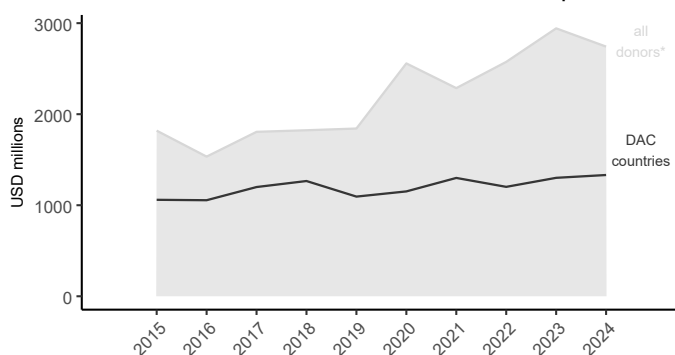
## ODA to Mozambique in an international context

### 1.1 Main donors\* internationally (2024)



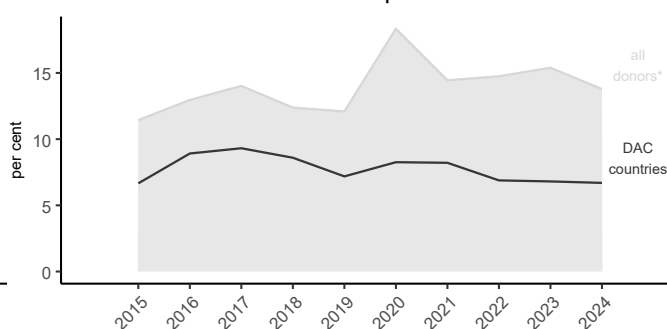
\*Include DAC countries, non-DAC countries and multilateral donors at a disaggregated level (sub-organisations are listed separately); Austria in 25. place; Data source: data-explorer.oecd.org [DAC2a]

### 1.2 International ODA to Mozambique



\*Include DAC countries, non-DAC countries and multilateral donors; Data source: data-explorer.oecd.org [DAC2a]

### 1.3 International ODA in % of Mozambique's GNI



\*Include DAC countries, non-DAC countries and multilateral donors; Data source: data-explorer.oecd.org [DAC2a]

### 1.4 Austria's ODA to priority countries\* in comparison



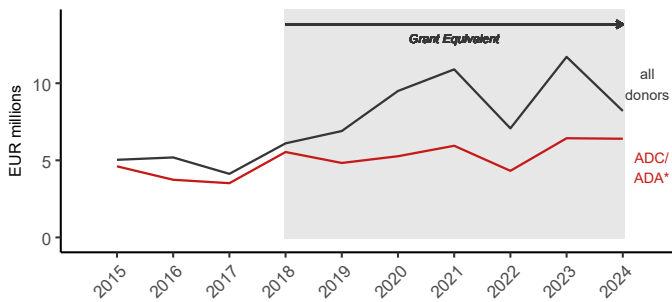
\*Current priority countries according to the Three-Year Programme on Austrian Development Policy 2022-2024 plus Kosovo; Data source: ADA Statistics

<sup>1</sup>Calculation base: net disbursements until 2017, grant equivalent from 2018 (2023 for private sector instruments; figures 1.1–1.3 continue to be based on net disbursements only; current prices); data extracted in December 2025 (2024 figures for Germany - and totals - are preliminary); for further information please contact [statistik@ada.gv.at](mailto:statistik@ada.gv.at).

# ODA profile 2024<sup>2</sup> MOZAMBIQUE [MZ]

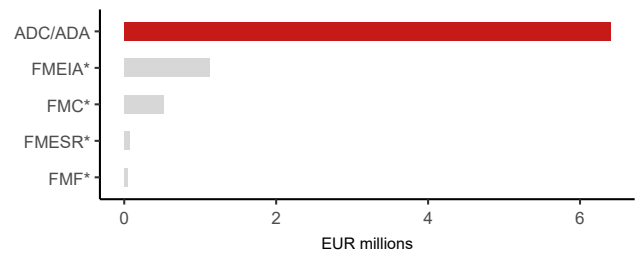
## Austria's ODA to Mozambique in detail

### 2.1 Austria's ODA to Mozambique



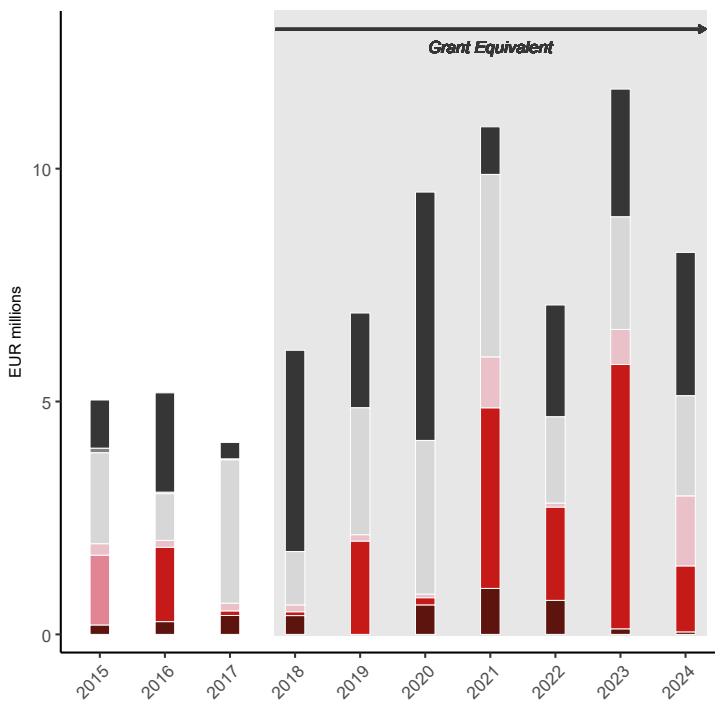
\*ADC = Austrian Development Cooperation, ADA = Austrian Development Agency; Data source: ADA Statistics

### 2.2 Main Austrian donors (2024)



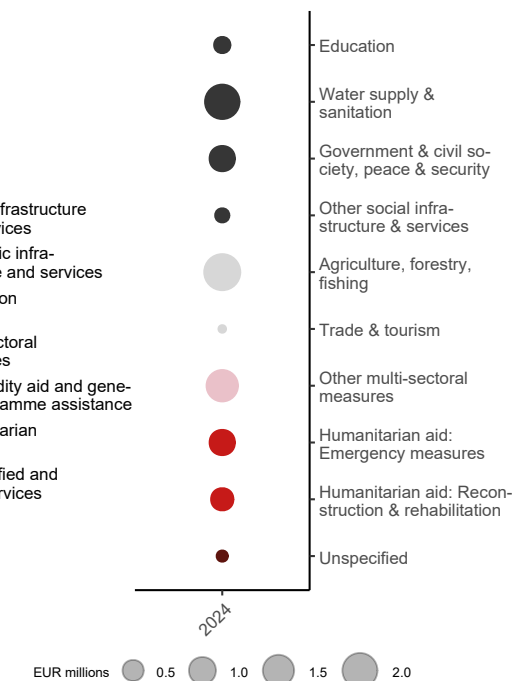
\*FMEIA = Federal Ministry for European and International Affairs (incl. Foreign Disaster Fund), FMC = Federal Ministry for Climate Action, Environment, Energy, Mobility, Innovation and Technology, FMESR = Federal Ministry of Education, Science and Research, FMF = Federal Ministry of Finance (incl. OeB); Data source: ADA Statistics

### 2.3 Sectors at a glance



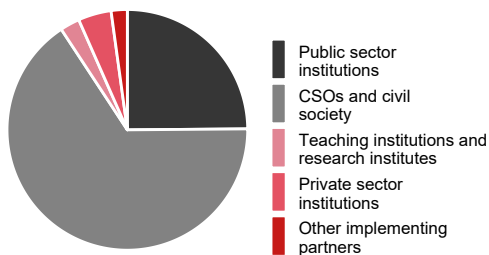
Data source: ADA Statistics

### 2.4 Sectors in detail\* (2024)



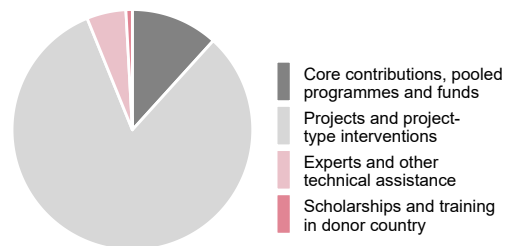
\*Excluding sub-categories with negative total values; colour legend refers to main categories (see figure 2.3); Data source: ADA Statistics

### 2.5 Implementing partners\* (2024)



\*Excluding categories with negative total values; Data source: ADA Statistics

### 2.6 Modalities\* (2024)



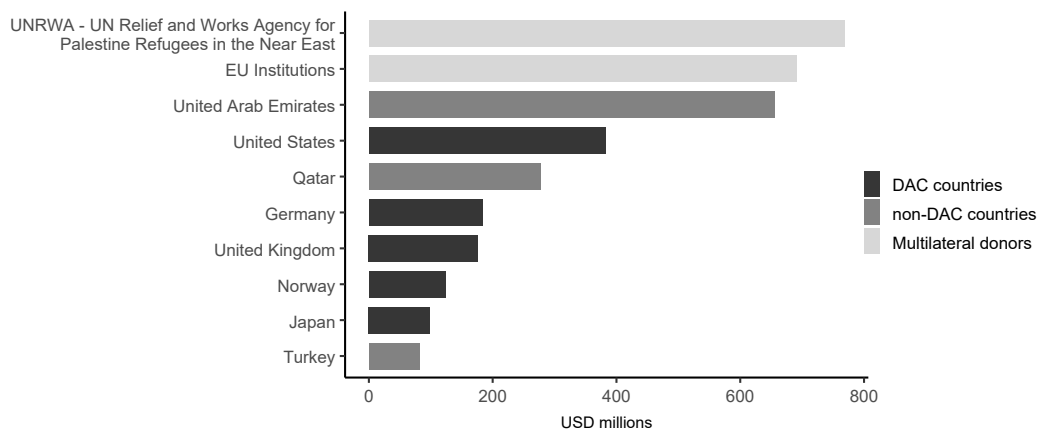
\*Excluding categories with negative total values; Data source: ADA Statistics

<sup>2</sup>Calculation base: net disbursements until 2017, grant equivalent from 2018 (2023 for private sector instruments; current prices); data extracted in December 2025; figures 2.3 – 2.6 depict a disaggregation of ODA of all Austrian donors to Mozambique (see figure 2.1: all donors); for further information please contact [statistik@ada.gov.at](mailto:statistik@ada.gov.at).

# ODA profile 2024<sup>1</sup> PALESTINIAN TERRITORIES [PS]

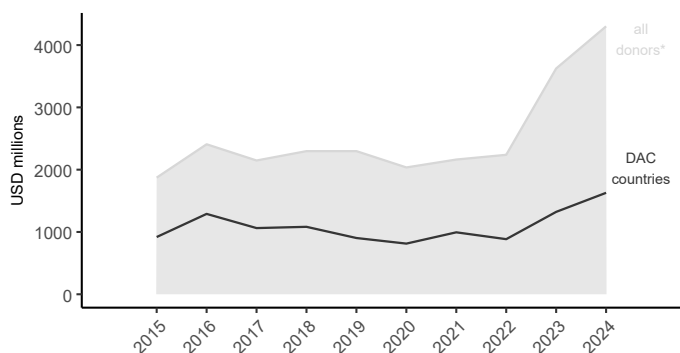
## ODA to the Palestinian Territories in an international context

### 1.1 Main donors\* internationally (2024)



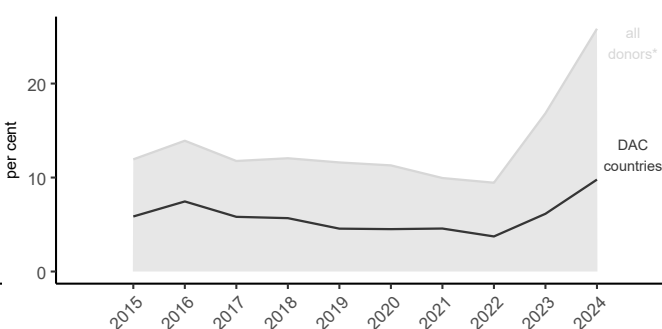
\*Include DAC countries, non-DAC countries and multilateral donors at a disaggregated level (sub-organisations are listed separately); Austria in 23. place; Data source: data-explorer.oecd.org [DAC2a]

### 1.2 International ODA to the Palestinian Territories



\*Include DAC countries, non-DAC countries and multilateral donors; Data source: data-explorer.oecd.org [DAC2a]

### 1.3 International ODA in % of the Palestinian Territories' GNI



\*Include DAC countries, non-DAC countries and multilateral donors; Data source: data-explorer.oecd.org [DAC2a]

### 1.4 Austria's ODA to priority countries\* in comparison



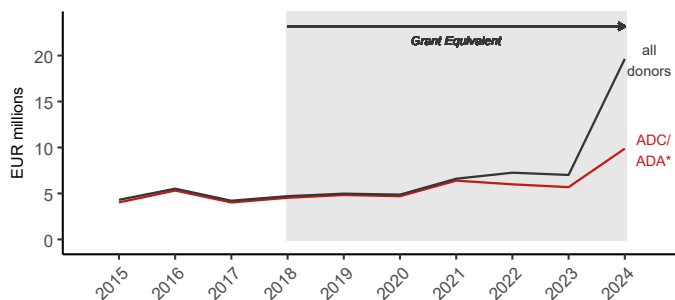
\*Current priority countries according to the Three-Year Programme on Austrian Development Policy 2022-2024 plus Kosovo; Data source: ADA Statistics

<sup>1</sup>Calculation base: net disbursements until 2017, grant equivalent from 2018 (2023 for private sector instruments; figures 1.1–1.3 continue to be based on net disbursements only; current prices); data extracted in December 2025 (2024 figures for Germany - and totals - are preliminary); for further information please contact [statistik@ada.gv.at](mailto:statistik@ada.gv.at).

# ODA profile 2024<sup>2</sup> PALESTINIAN TERRITORIES [PS]

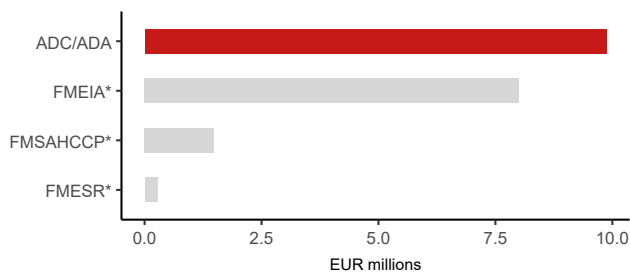
## Austria's ODA to the Palestinian Territories in detail

### 2.1 Austria's ODA to Mozambique



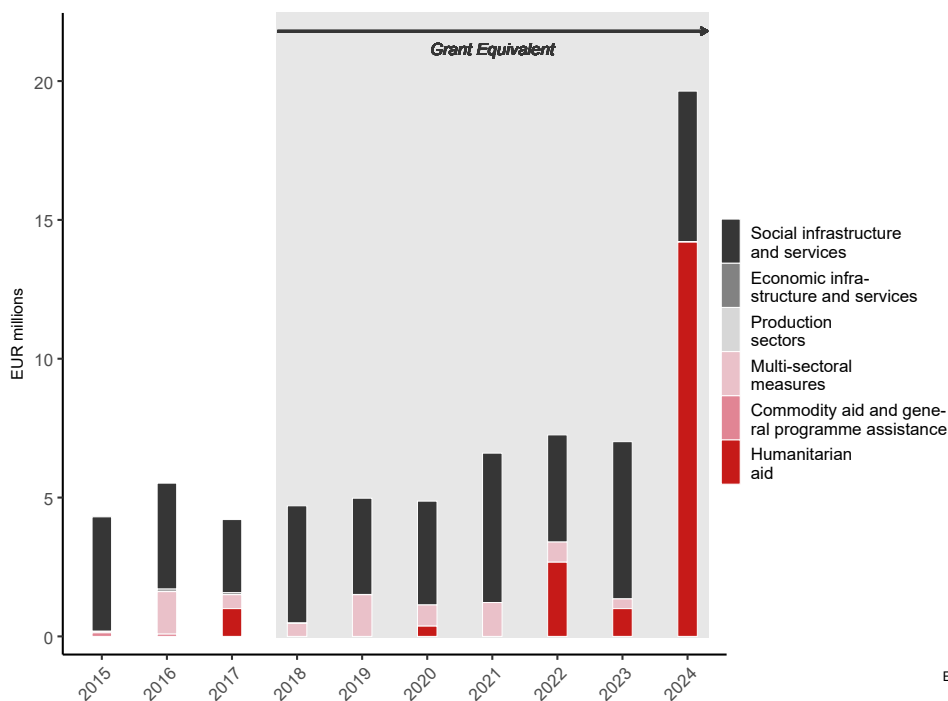
\*ADC = Austrian Development Cooperation, ADA = Austrian Development Agency; Data source: ADA Statistics

### 2.2 Main Austrian donors (2024)



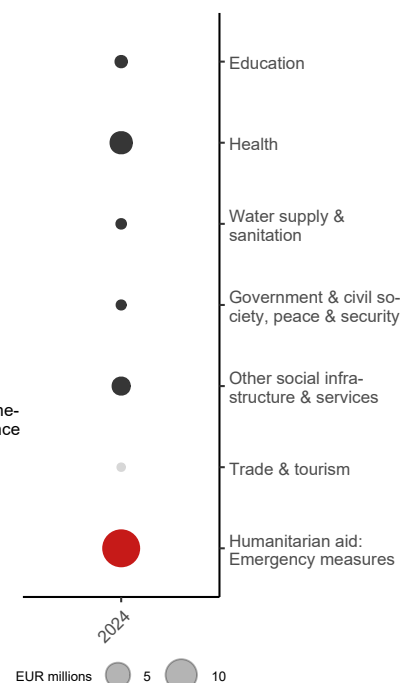
\*FMEIA = Federal Ministry for European and International Affairs (incl. Foreign Disaster Fund), FMSAHCCP = Federal Ministry of Social Affairs, Health, Care and Consumer Protection, FMESR = Federal Ministry of Education, Science and Research; Data source: ADA Statistics

### 2.3 Sectors at a glance



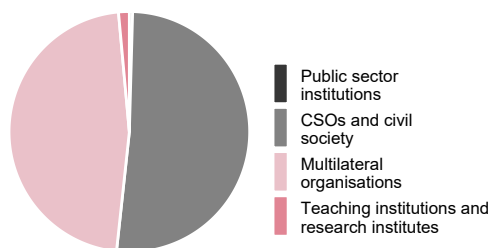
Data source: ADA Statistics

### 2.4 Sectors in detail\* (2024)



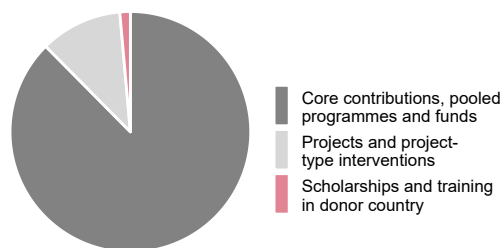
\*Excluding sub-categories with negative total values; colour legend refers to main categories (see figure 2.3); Data source: ADA Statistics

### 2.5 Implementing partners\* (2024)



\*Excluding categories with negative total values; Data source: ADA Statistics

### 2.6 Modalities\* (2024)



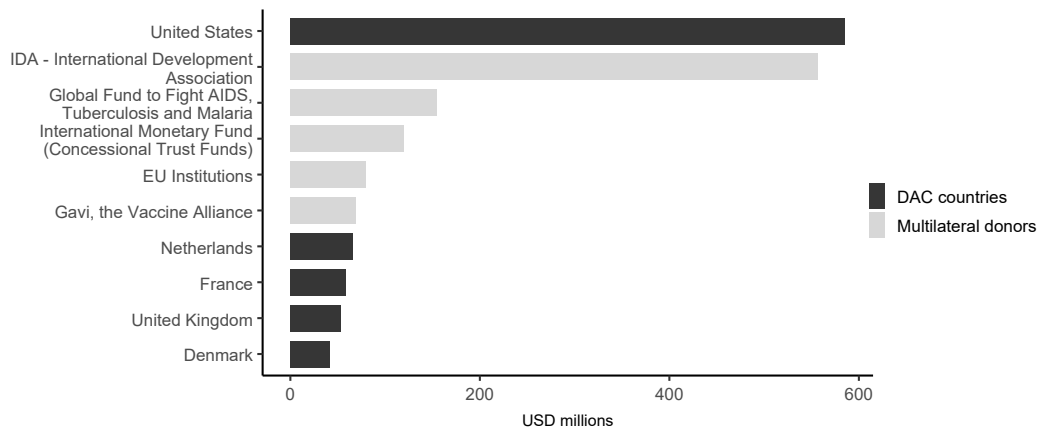
\*Excluding categories with negative total values; Data source: ADA Statistics

<sup>2</sup>Calculation base: net disbursements until 2017, grant equivalent from 2018 (2023 for private sector instruments; current prices); data extracted in December 2025; figures 2.3 – 2.6 depict a disaggregation of ODA of all Austrian donors to Palestinian Territories (see figure 2.1: all donors); for further information please contact [statistik@ada.gov.at](mailto:statistik@ada.gov.at).

# ODA profile 2024<sup>1</sup> UGANDA [UG]

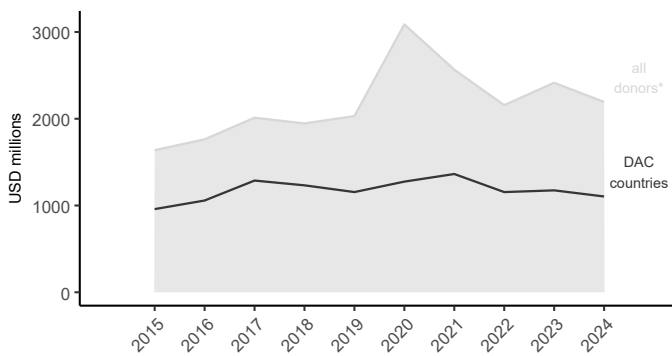
## ODA to Uganda in an international context

### 1.1 Main donors\* internationally (2024)



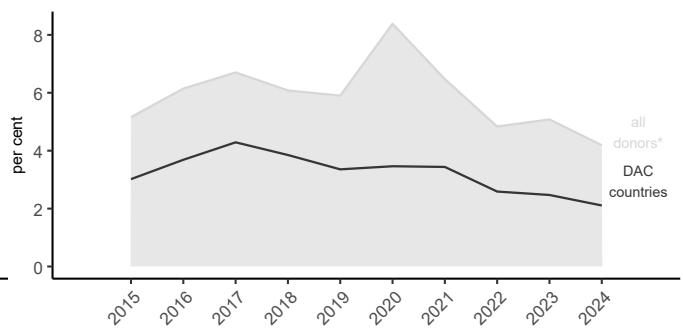
\*Include DAC countries, non-DAC countries and multilateral donors at a disaggregated level (sub-organisations are listed separately); Austria in 20. place; Data source: data-explorer.oecd.org [DAC2a]

### 1.2 International ODA to Uganda



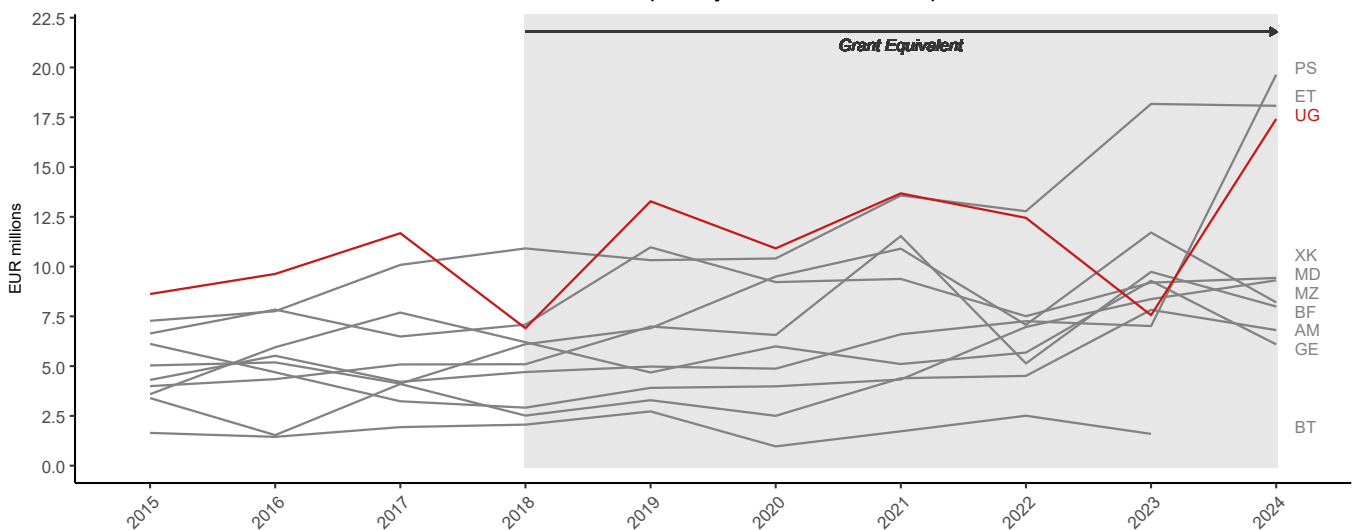
\*Include DAC countries, non-DAC countries and multilateral donors; Data source: data-explorer.oecd.org [DAC2a]

### 1.3 International ODA in % of Uganda's GNI



\*Include DAC countries, non-DAC countries and multilateral donors; Data source: data-explorer.oecd.org [DAC2a]

### 1.4 Austria's ODA to priority countries\* in comparison



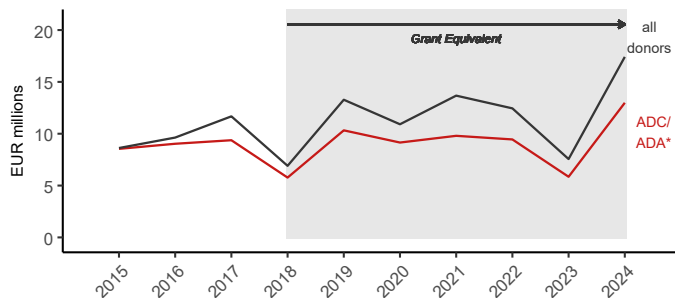
\*Current priority countries according to the Three-Year Programme on Austrian Development Policy 2022-2024 plus Kosovo; Data source: ADA Statistics

<sup>1</sup>Calculation base: net disbursements until 2017, grant equivalent from 2018 (2023 for private sector instruments; figures 1.1–1.3 continue to be based on net disbursements only; current prices); data extracted in December 2025 (2024 figures for Germany - and totals - are preliminary); for further information please contact [statistik@ada.gv.at](mailto:statistik@ada.gv.at).

# ODA profile 2024<sup>2</sup> UGANDA [UG]

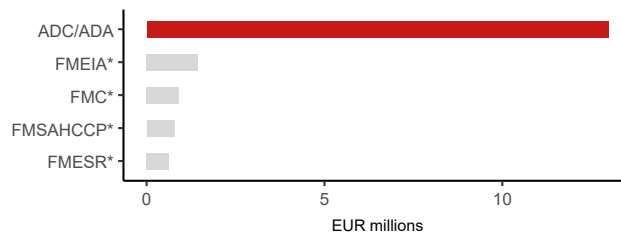
## Austria's ODA to Uganda in detail

2.1 Austria's ODA to Uganda



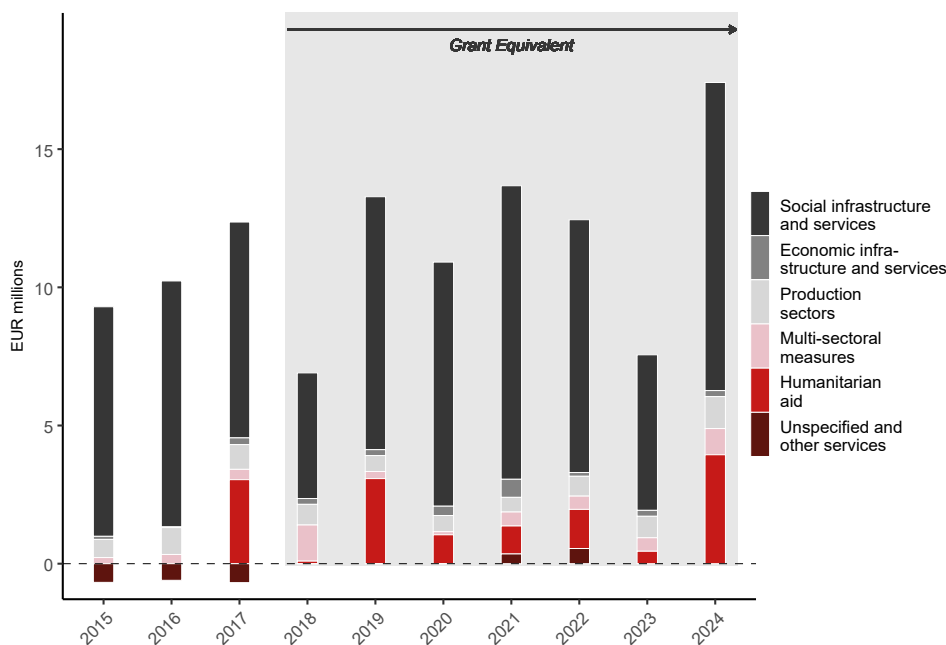
\*ADC = Austrian Development Cooperation, ADA = Austrian Development Agency; Data source: ADA Statistics

2.2 Main Austrian donors (2024)



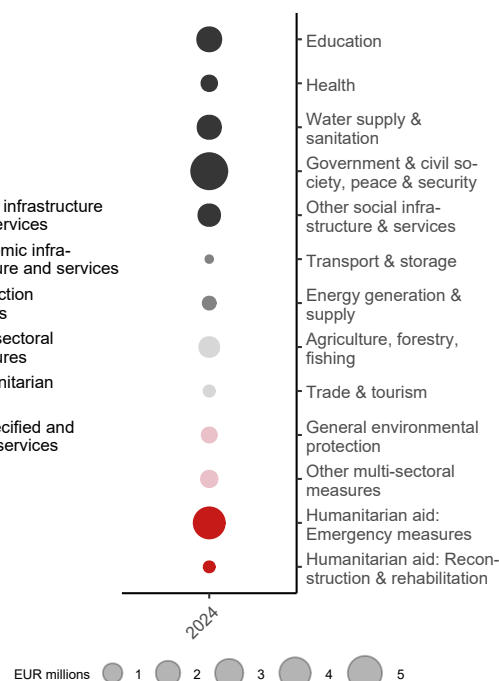
\*FMEIA = Federal Ministry for European and International Affairs (incl. Foreign Disaster Fund), FMC = Federal Ministry for Climate Action, Environment, Energy, Mobility, Innovation and Technology, FMSAHCCP = Federal Ministry of Social Affairs, Health, Care and Consumer Protection, FMESR = Federal Ministry of Education, Science and Research; Data source: ADA Statistics

2.3 Sectors at a glance\*



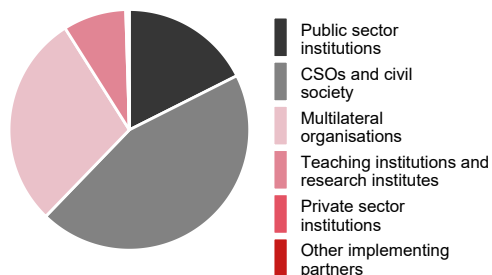
\*Loan repayments and repayments on grants are recorded as negative net disbursements. If the respective category shows no disbursements or disbursement of lower amounts, this may yield negative total values (this particularly applies to net disbursements); Data source: ADA Statistics

2.4 Sectors in detail\* (2024)



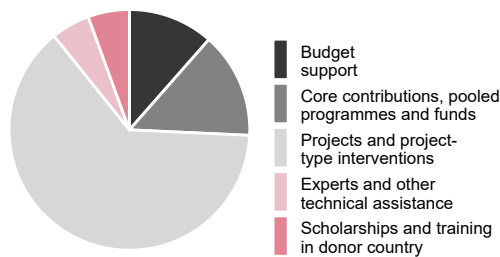
\*Excluding sub-categories with negative total values; colour legend refers to main categories (see figure 2.3); Data source: ADA Statistics

2.5 Implementing partners\* (2024)



\*Excluding categories with negative total values; Data source: ADA Statistics

2.6 Modalities\* (2024)



\*Excluding categories with negative total values; Data source: ADA Statistics

<sup>2</sup>Calculation base: net disbursements until 2017, grant equivalent from 2018 (2023 for private sector instruments; current prices); data extracted in December 2025; figures 2.3 – 2.6 depict a disaggregation of ODA of all Austrian donors to Uganda (see figure 2.1: all donors); for further information please contact [statistik@ada.gv.at](mailto:statistik@ada.gv.at).